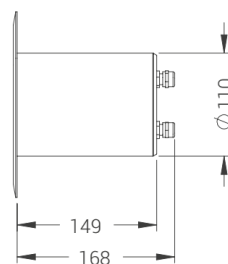
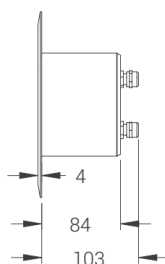
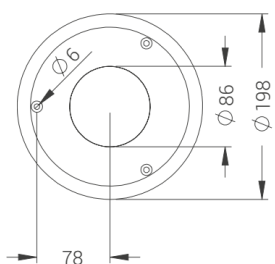


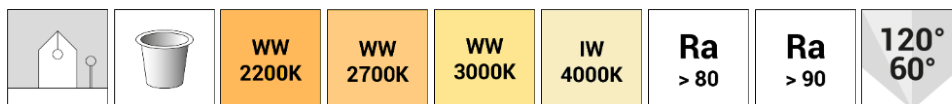

4.LT06.xxx.070/24

4.LT06.xxx.230



## DESCRIPTION

SIDE is a vehicle accessible recessed LED projector with an asymmetrical light beam.



## SPECIFICATIONS

### Nominal Power:

4.LT06.xxx.070	700mA	13W
4.LT06.xxx.24	24Vdc	14W
4.LT06.xxx.230	230Vac	14W

### Finish:

Anodized aluminum

### Flux:

3000K	1540 lm
4000K	1640 lm

### Connection:

Electrical terminal

### Light colour options:

Warm white	830	3000K
Natural white	840	4000K

### Other technical features:

Insulation class I, III  
EN 62471:2009 risk-free

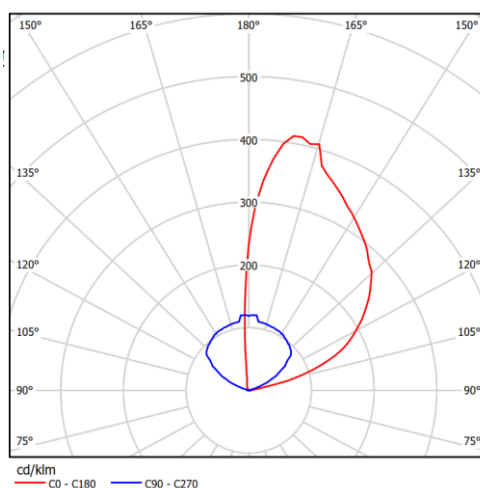
Available on demand 2200K, 2700K, 4000K CRI90

### Projector body:

Aluminum alloy

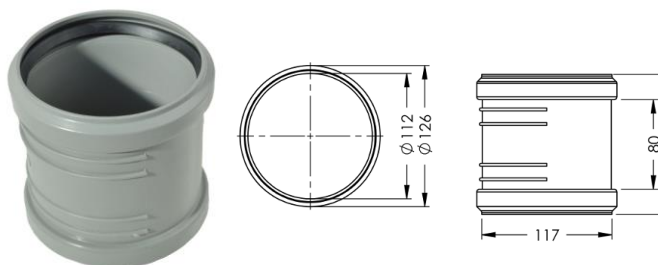
Note: all the data above are typical and can change without notice

## POLAR DIAGRAM

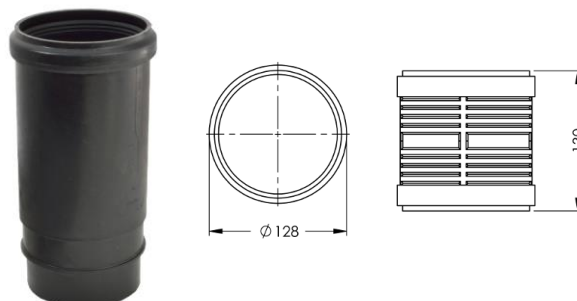


## BASE / OUTER CASING

CM110



CM110G



Co.E.M. srl reserves the right to improve the product in terms of performance and manufacturing without any obligations of prior communication to the client.

Release 2.0 . 2020